



float<sup>®</sup>



# Introducing Float


## The World's Most Revolutionary Height-Adjustable Table

Thanks to its innovative and proprietary design, Float solves the problems and limitations of current-generation height-adjustable tables, gracefully adapting to a vast range of heights and weights with exceptional ease of use and safety features. Float's ingenious, constant-force spring allows it to move effortlessly and instantly between sitting height and standing height, while accommodating the ergonomic needs of 99% of users.



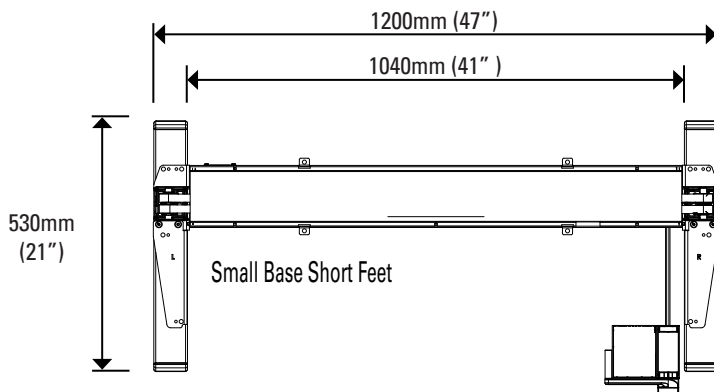
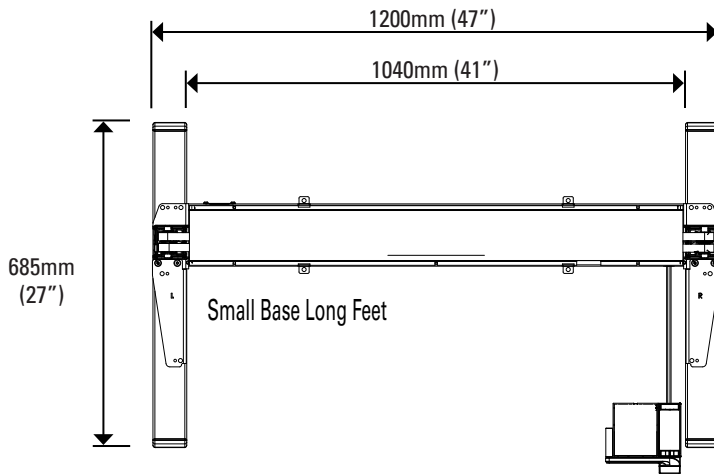
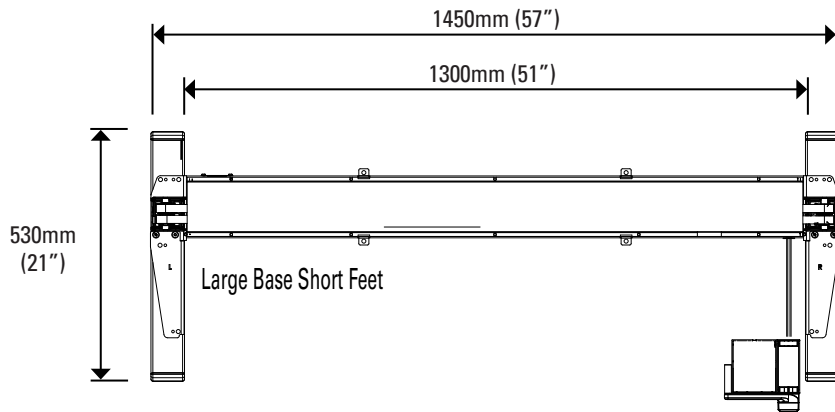
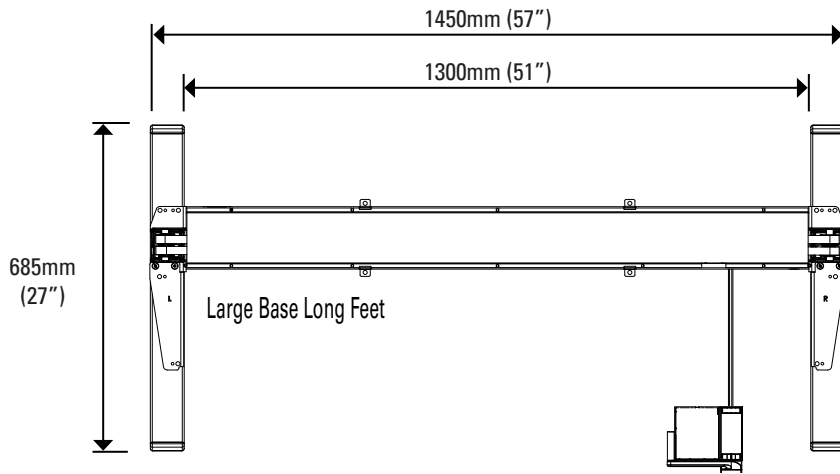
## The Dangers of Sedentary Work

While most office workers sit for the majority of their workdays, research shows that all-day sitting is a serious health risk. But standing all day at work isn't healthy either, causing discomfort and swelling in the legs and feet. Therefore, the most effective way to maintain health and comfort in the workplace is to alternate periodically between sitting and standing postures.



## Features

- Unmatched performance and ease of use encourage desk-bound workers to regularly alternate between sitting and standing postures for long-term health.
- Simple, single-handed constant-force weight adjustment instantly accommodates changes in work surface weight.
- Innovative safety feature allows up or down adjustment only when the desktop and contents are properly counterbalanced.
- With clean, architectural lines, Float complements any work environment while offering plenty of room under the work surface for legs.
- Built for a long, serviceable life and limited carbon footprint, Float is made using minimal parts and manufacturing processes, and is comprised predominantly of recyclable steel.



## Specifications

- Provides an exceptional 500mm (20") of height adjustability: 680mm (27") to 1200mm (47") from the floor, excluding work surface thickness
- Proprietary constant-force spring counterbalances up to 60kg (130 lbs.) of desktop weight (including work surface)
- Accommodates work surface widths from 1200mm (47") to 1800mm (72") and depths from 600mm (24") to 800mm (30"), including work surfaces from most manufacturers
- Meets BIFMA + FIRA requirements for load, capacity and stability
- Made from recyclable steel and aluminium
- Includes a 5-year warranty

## Colours

Silver Base

White Base